




vila das
infâncias

Inglês

1º ano

Caderno 2 2026

Nome _____

Professor(a) _____

Classe _____


ENGLISH

1st YEAR - 2nd TERM
2026 EDITION


WELCOME TO YOUR ENGLISH WORKBOOK!

AO LONGO DESTA ANO, VOCÊ TERÁ QUATRO AULAS SEMANAIS DE INGLÊS, QUE SERÃO DIVIDIDAS ENTRE AS SEGUINTE PROPOSTAS: **PROJECT, COMMUNITY OF READERS E GAMES.** OS PROJETOS QUE FAREMOS DURANTE OS PRÓXIMOS MESES SERÃO:

MY NEIGHBORHOOD



SCHOOLS AROUND THE WORLD



ALÉM DISSO, REALIZAREMOS UM ESTUDO APROFUNDADO DAS OBRAS DO AUTOR MO WILLEMS.

LET'S HAVE FUN!

HERE ARE OBJECTIVES OF THE SECOND TERM:

READING

(compreensão escrita)

- RECONHECER PALAVRAS DE USO FREQUENTE E PERTENCENTE AOS PROJETOS SCHOOLS AROUND THE WORLD E MY NEIGHBORHOOD.
-

LISTENING

(compreensão oral)

- COMPREENDER COMANDOS DADOS PELA PROFESSORA.
 - COMPREENDER CONTEXTO GERAL DE HISTÓRIAS CONTADAS A PARTIR DE PALAVRAS-CHAVE, IMAGENS E CARACTERÍSTICAS DO GÊNERO OU AUTOR.
-

SPEAKING

(produção e

interação oral)

- RESPONDER, EM FRASES CURTAS, PERGUNTAS FEITAS PELA PROFESSORA E PELOS COLEGAS.
 - FALAR DE SI E DO ENTORNO A PARTIR DO REPERTÓRIO TRABALHADO NOS PROJETOS SCHOOLS AROUND THE WORLD E MY NEIGHBORHOOD.
-

LANGUAGE STUDIES

(Vocabulário e estruturas)

- PLACES IN THE SCHOOL
 - PLACES IN THE NEIGHBORHOOD
 - COLORS
 - NUMBERS (1-50)
 - CALENDAR (DATE, DAY OF THE WEEK, MONTH, YEAR)
 - WEATHER
 - NURSERY RHYMES AND OTHER SONGS
-

ATTITUDE

(atitudinal)

- ENGAJAR-SE DURANTE AS LEITURAS REALIZADAS COM OBSERVAÇÕES E PERGUNTAS.
- ARRISCAR-SE A FALAR EM INGLÊS DURANTE AS AULAS USANDO PALAVRAS-CHAVE OU FRASES SIMPLES.
- CUIDAR DO PRÓPRIO MATERIAL E TÊ-LO EM MÃOS SEMPRE QUE NECESSÁRIO.

USEFUL EXPRESSIONS

GREETINGS:

- HELLO, TEACHER! / HI, TEACHER!
- GOOD MORNING!
- GOOD AFTERNOON!
- HOW ARE YOU?
 - I AM FINE, THANKS.
 - NOT SO GOOD, BECAUSE...



WHEN YOU NEED SOMETHING:

- MAY I GO TO THE RESTROOM, PLEASE?
- MAY I DRINK SOME WATER, PLEASE?
- MAY I BORROW YOUR PENCIL, ERASER, PEN, ..., PLEASE?
- STOP, PLEASE!
- THANK YOU VERY MUCH! / THANKS!
- YOU'RE WELCOME!
- WHAT PAGE IS IT?
- HOW CAN I SPELL...? HOW CAN I SAY...?
- WHAT'S THE MEANING OF ...?

DAYS OF THE WEEK

MONDAY

TUESDAY

WEDNESDAY

THURSDAY

FRIDAY

SATURDAY

SUNDAY

ABOUT THE WEATHER

CLOUDY



SUNNY



RAINY




WINDY

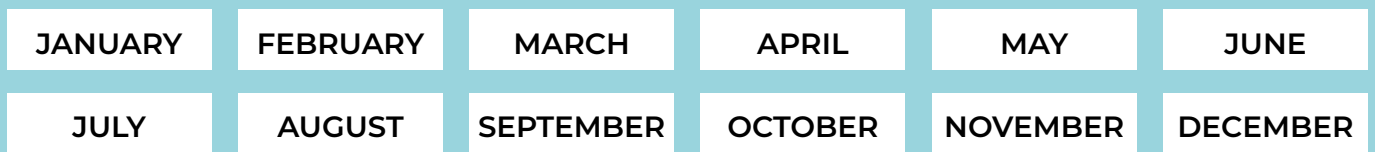


CALENDAR

TODAY IS:




THE MONTH IS:




THE DAY OF THE WEEK IS:



THE WEATHER IS:




TODAY I AM :

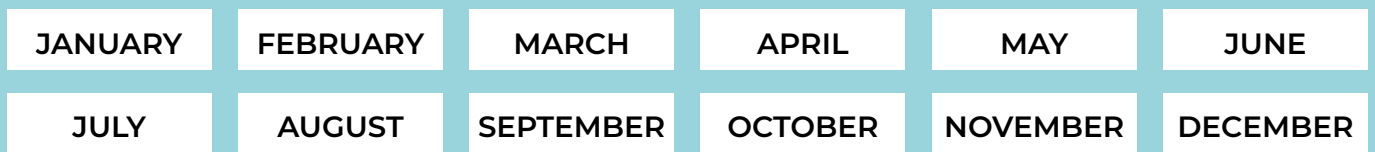


CALENDAR

TODAY IS:




THE MONTH IS:




THE DAY OF THE WEEK IS:



THE WEATHER IS:




TODAY I AM :

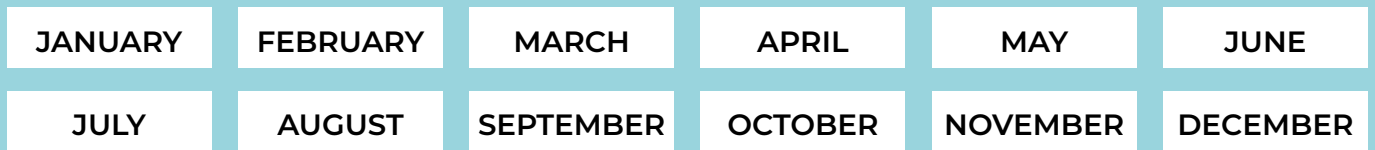


CALENDAR

TODAY IS:




THE MONTH IS:




THE DAY OF THE WEEK IS:



THE WEATHER IS:




TODAY I AM :

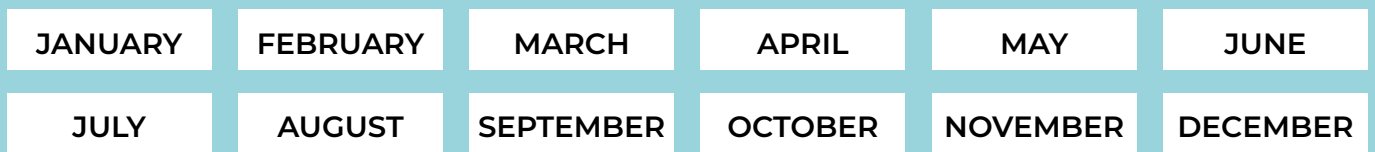


CALENDAR

TODAY IS:




THE MONTH IS:




THE DAY OF THE WEEK IS:



THE WEATHER IS:




TODAY I AM :

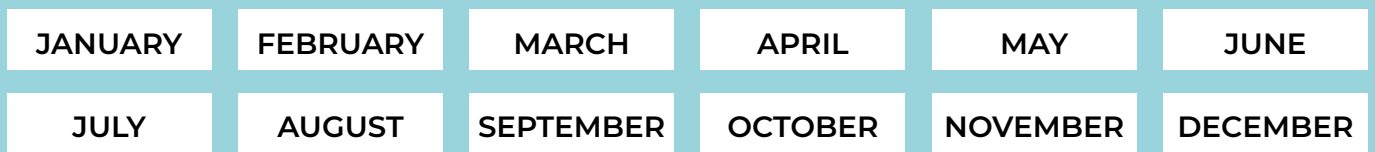


CALENDAR

TODAY IS:




THE MONTH IS:




THE DAY OF THE WEEK IS:



THE WEATHER IS:




TODAY I AM :

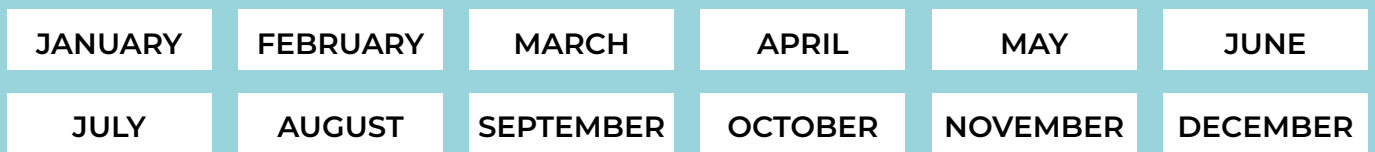


CALENDAR

TODAY IS:




THE MONTH IS:




THE DAY OF THE WEEK IS:



THE WEATHER IS:



TODAY I AM :



MY NEIGHBORHOOD PROJECT



CIRCLE THE CORRECT WORD



HOSPITAL

CITY

HOUSE



HOUSE

PARK

CITY



CITY

SCHOOL

HOSPITAL



SCHOOL

HOUSE

LIBRARY



HOSPITAL

CITY

PARK

WELCOME TO OUR NEIGHBORHOOD!



OUR **NEIGHBORHOOD** IS THE AREA OF THE CITY
THAT **SURROUNDS OUR SCHOOL.**

IT IS OUR **COMMUNITY**

THESE ARE THE PLACES WE CAN FIND IN OUR
NEIGHBORHOOD:



PARK



SCHOOL



RESTAURANT



POLICE STATION



GAS STATION



PARKING LOT



POST OFFICE



HOUSE



MUSEUM



GYM



GROCERY STORE



SHOPPING MALL



BANK



BUS STOP



FOOTBALL STADIUM



BUILDING



BRIDGE



SUBWAY

**WRITE THE NAME OF YOUR FAVORITE PLACE IN THE NEIGHBORHOOD.
THEN, DRAW IT.**

MY FAVORITE PLACE IS

TRUE OR FALSE?

ANSWER **TRUE** OR **FALSE** ACCORDING TO THE PICTURES AND TO WHAT THE TEACHER SAYS.



1. THIS IS A POLICE STATION
() TRUE () FALSE



2. THIS IS A PARKING LOT
() TRUE () FALSE



3. THIS IS A PARK
() TRUE () FALSE



4. THIS IS A SCHOOL
() TRUE () FALSE



5. THIS IS A MUSEUM
() TRUE () FALSE

WHAT CAN YOU DO?

LINK THE PLACE TO THE CORRESPONDING ACTIONS.



AT THE PARK I
CAN...



LEARN
ENGLISH



AT SCHOOL I
CAN...




CHEER FOR
MY TEAM



AT THE
RESTAURANT I
CAN...

BUY DELICIOUS
FOOD



AT THE
FOOTBALL
STADIUM I CAN...

PLAY WITH
MY FRIENDS



AT THE
GROCERY
STORE I CAN...

WATCH A
GREAT FILM



AT THE MOVIE
THEATER

ORDER MY
FAVORITE MEAL







LET'S VISIT THE GROCERY STORE!

DRAW ACCORDING TO WHAT YOUR TEACHER SAYS.
I GO TO THE GROCERY STORE AND I BUY...

1. TEN APPLES
2. BEANS
3. ONE WATERMELON
4. JUICE
5. TWELVE STRAWBERRIES

6. FIVE PEARS
7. TWO ORANGES
8. MILK
9. COCONUT WATER
10. BUTTER



5

6

7

8


9

10

LET'S VISIT THE PARK!

LISTEN TO THE FOLLOWING DESCRIPTION. THEN, DRAW THE PARK ACCORDING TO WHAT YOU LISTEN.

IN THE PARK I CAN FIND FOUR TREES, A SWING, A SEESAW AND SOME FLOWERS. THERE IS ALSO A PICNIC TOWEL ON THE GRASS, THREE CHILDREN PLAYING WITH A BALL AND A DOG.



**LET'S VISIT THE
RESTAURANT!**

**DRAW THE MEALS
ACCORDING TO THE ORDERS.**

I WOULD LIKE TO ORDER...

FISH AND CHIPS

SPAGHETTI

A PIECE OF CHOCOLATE CAKE

A SALAD

A SANDWICH

LET'S VISIT A HOUSE!

WRITE THE NAMES OF THE FOLLOWING ROOMS USING THE WORDS IN THE BOX.

BEDROOM

GARDEN

BATHROOM

KITCHEN

LIVING ROOM











NEIGHBORHOOD GUIDE

NOW IT IS YOUR TURN! YOU ARE GOING TO CREATE A NEIGHBORHOOD GUIDE THAT SHOWS IMPORTANT PLACES IN OUR NEIGHBORHOOD.

YOU WILL DRAW PICTURES, TAKE PHOTOGRAPHS AND WRITE ABOUT YOUR FAVORITE PLACES LIKE PARKS, RESTAURANTS, AND LIBRARIES.

THEN, YOU WILL SHARE ALL THE AWESOME THINGS YOU HAVE LEARNED WITH YOUR FAMILY AND FRIENDS! HERE IS THE GUIDE'S TABLE OF CONTENTS:

- 1. ABOUT OUR NEIGHBORHOOD**
- 2. THIS IS WHAT OUR NEIGHBORHOOD LOOKS LIKE**
- 3. MEANS OF TRANSPORTATION: HOW PEOPLE FROM OUR NEIGHBORHOOD GO FROM ONE PLACE TO ANOTHER**
- 4. SHOPPING AND EATING: MALLS, MARKETS AND RESTAURANTS**
- 5. WHERE TO HAVE FUN: MUSEUMS, PARKS AND MOVIE THEATERS**
- 6. WHERE YOU CAN ASK FOR HELP**
- 7. OUR SCHOOL**
- 8. OUR NEIGHBORHOOD NOW AND THEN: HOW IT CHANGED OVER TIME**

SCHOOLS AROUND THE WORLD



OUR CLASSROOM

WHAT CAN YOU SEE IN THE CLASSROOM?

WHAT CAN YOU DO IN THE CLASSROOM?

WHO WORKS / STUDIES IN THE CLASSROOM?

WHEN DO YOU GO TO THE CLASSROOM?

OUR PLAYGROUND

WHAT CAN YOU SEE IN THE PLAYGROUND?

WHAT CAN YOU DO IN THE PLAYGROUND?

WHO PLAYS IN THE PLAYGROUND?

WHEN DO YOU GO TO THE PLAYGROUND?

OUR LIBRARY

WHAT CAN YOU SEE IN THE LIBRARY?

WHAT CAN YOU DO IN THE LIBRARY?

WHO WORKS IN THE LIBRARY?

WHEN DO YOU GO TO THE LIBRARY?

LULU LOVES THE LIBRARY

YOU AND YOUR GROUP HAVE READ THE STORY LULU LOVES THE LIBRARY.
ANSWER THE QUESTIONS ABOUT IT.

1. WHAT IS THE NAME OF THE GIRL?

2. WHEN DOES SHE GO TO THE LIBRARY?

3. WHERE DOES SHE PUT THE BOOKS?

4. WHAT STORIES DOES SHE LIKE?

5. DRAW LULU IN THE LIBRARY



OUR CANTEEN

WHAT CAN YOU SEE IN THE CANTEEN?

WHAT CAN YOU DO IN THE CANTEEN?

WHO WORKS IN THE CANTEEN?

WHEN DO YOU GO TO THE CANTEEN?


SCHOOL CANTEEN - SNACK AND LUNCH

WHAT DO YOU USUALLY EAT AT THE SCHOOL CANTEEN? DRAW THE FOOD AND SAY IT IN ENGLISH

SNACK


LUNCH

LUNCHBOX



WHAT IS INSIDE YOUR LUNCHBOX
TODAY? DRAW YOUR SNACK AND SAY
THE WORDS IN ENGLISH

LUNCHBOX



WHAT IS INSIDE YOUR LUNCHBOX
TODAY? DRAW YOUR SNACK AND SAY
THE WORDS IN ENGLISH

WHAT CAN YOU DO?

CIRCLE THE CORRECT ANSWER AND THEN ILLUSTRATE IT.

1. WHAT CAN YOU DO IN THE LIBRARY?

- a. I CAN RUN.
- b. I CAN PLAY FOOTBALL.
- c. I CAN READ A BOOK.

2. WHAT CAN YOU DO IN THE COURT?

- a. I CAN PLAY VIDEO GAME.
- b. I CAN PLAY FOOTBALL.
- c. I CAN SLEEP.

3. WHAT CAN YOU DO IN THE PLAYGROUND?

- a. I CAN PLAY VIDEO GAMES.
- b. I CAN PLAY AND RUN.
- c. I CAN SWIM.


4. WHAT CAN YOU DO IN THE CLASSROOM?

- a. I CAN DO MY ACTIVITY.
- b. I CAN RUN.
- c. I CAN SWIM.

5. WHAT CAN YOU DO IN THE CANTEEN?

- a. I CAN SWIM.
- b. I CAN PLAY FOOTBALL.
- c. I CAN EAT.

COMMUNITY OF READERS



ACTIVITY 1

CIRCLE THE CORRECT ANSWER.

1. WHAT IS THE NAME OF THIS CHARACTER?



- a. TRIXIE
- b. TAYLOR
- c. TRACY

2. WHERE ARE THEY GOING TO?



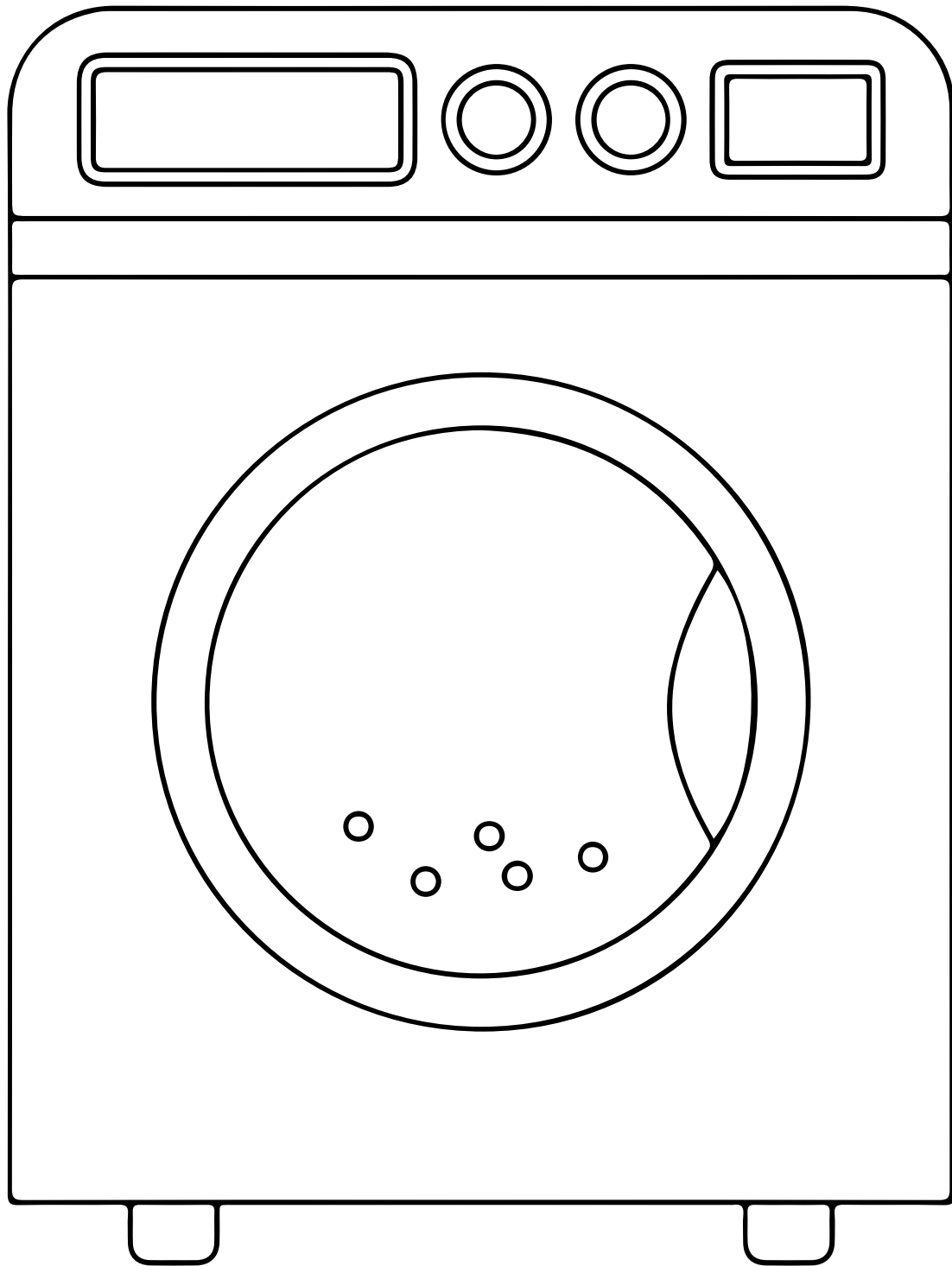
- a. THE MARKET
- b. THE LIBRARY
- c. THE LAUNDROMAT

3. WHERE DID THEY FIND KNUFFLE BUNNY?



- a. PARK
- b. HOUSE
- c. LAUNDROMAT


DRAW KNUFFLE BUNNY INSIDE THE WASHING MACHINE.



COLORING PAGE


WHAT COLOR IS SLOBBER?

Lick, lick!
WOOF!



THE PIGEON WANTS A MAZE


HELP PIGEON GRAB A HOT DOG, A BUNNY, A FRIEND,
AND A BUS ON HIS WAY TO FIND THE PUPPY!



COLORING PAGE

MAKE ME LOOK GOOD!



OH, HELLO.






SPOT THE DIFFERENCES!

UH-OH! SOMETHING HAPPENED TO THE PIGEON AND THE DUCKLING!
THERE ARE FIVE DIFFERENT THINGS IN THE PICTURE ON THE BOTTOM
FROM THE PICTURE ON THE TOP. CAN YOU FIND THEM ALL?



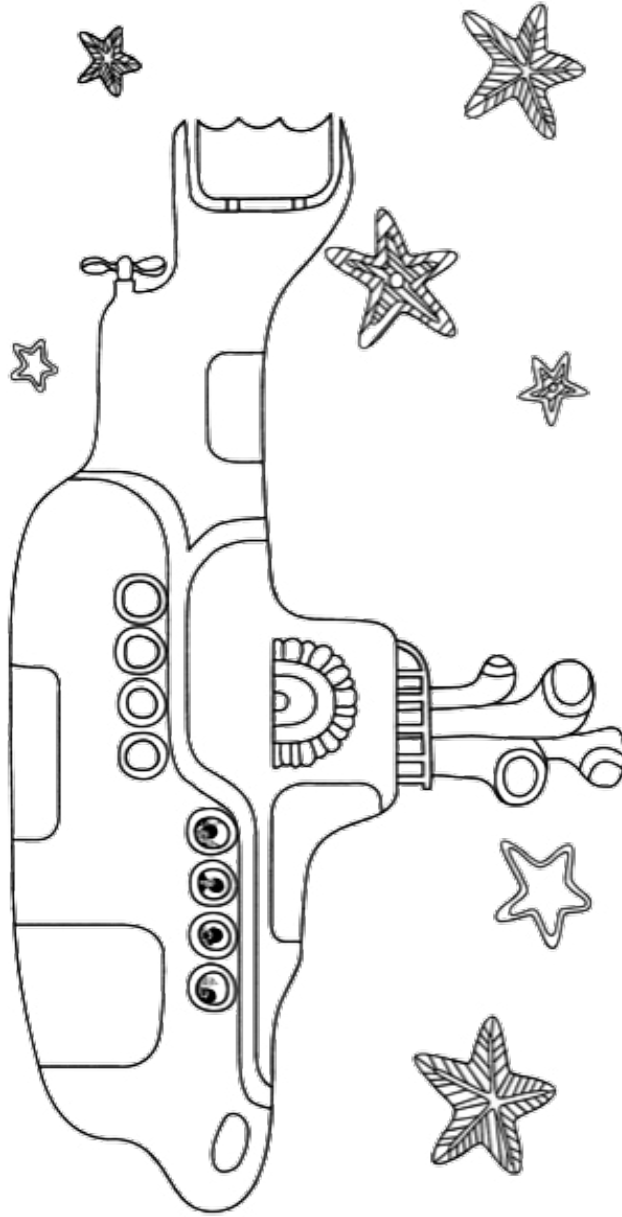


COLORING SHEET!



COLORING PAGE

THE BEATLES





WORD SEARCH

SCHOOL

E I S O B D A O L A K U R S
S B C I R R R R B K Y L C H
A N E A N E H N E E T N A C
C K O O B A S K A A N K E O
L B R O K L I B R A R Y L A
I N A N T L U A S C R K K C
C H B Y E U R C P I H H N H
N R H A O N R H D E R N S U
E N K H R C E A L R A R A T
P N T L T H H I O R I S N A
B H E K E B C R I U H A P B
A D A S C O A L U L B E S C
N C B E R X E E A E R N A E
L Y C D K A T O E R O B E R

LUNCHBOX
LIBRARY
CANTEEN
BOOK
CHAIR

BOARD
PENCIL CASE
DESK
RULER
TEACHER

WORD SEARCH

PLACES IN THE CITY

R P N P U I A G O U A C P U
B O S A D G M A I S E G O O
P T R R S R S S U U F O L S
A S E K O O H S C U B G I H
M S S R P C O T P O U M C O
U U T L O E U A C S I E E P
E B A O S R S T B N L L S P
S K U O T Y E I R H D E T I
U B R H O S O O I N I T A N
M A A C F T I N D E N G T G
B N N S F O O B G S G O I M
P K T S I R F N E R I I O A
L S S O C E S I I I U M N L
U E O H E S U B W A Y P C L

HOUSE

GROCERY STORE

RESTAURANT

SHOPPING MALL

POST OFFICE

POLICE STATION

GAS STATION

PARK

MUSEUM

BUS STOP

SCHOOL

BANK

BRIDGE

SUBWAY

BUILDING

EXTRA ACTIVITY

NURSERY RHYMES AND SONGS

EENY, MEENY, MINY, MOE

EENY, MEENY, MINY, MOE
CATCH A TIGER BY THE TOE
IF HE SQUEALS LET HIM GO,
EENY, MEENY, MINY, MOE

ONE POTATO, TWO POTATOES

ONE POTATO, TWO POTATOES,
THREE POTATOES, FOUR
FIVE POTATOES, SIX POTATOES,
SEVEN POTATOES, MORE

FROG IN THE MEADOW

FROG IN THE MEADOW
CAN'T GET HIM OUT
TAKE A LITTLE STICK
AND STIR HIM ABOUT

BUBBLEGUM

BUBBLEGUM
BUBBLEGUM IN A DISH
HOW MANY PIECES DO YOU WISH?

APPLES AND BANANAS

I LIKE TO EAT, EAT, EAT APPLES AND BANANAS
I LIKE TO EAT, EAT, EAT APPLES AND BANANAS
I LIKE TO EAT, EAT, EAT APPLES AND BANANAS
I LIKE TO EAT, EAT, EAT APPLES AND BANANAS

I LIKE TO ATE, ATE, ATE AY-PLES AND BA-NAY-NAYS
I LIKE TO ATE, ATE, ATE AY-PLES AND BA-NAY-NAYS

I LIKE TO EAT, EAT, EAT EE-PLES AND BA-NEE-NEES
I LIKE TO EAT, EAT, EAT EE-PLES AND BA-NEE-NEES

I LIKE TO ITE, ITE, ITE I-PLES AND BA-NIGH-NIGHS
I LIKE TO ITE, ITE, ITE I-PLES AND BA-NIGH-NIGHS

I LIKE TO OTE, OTE, OTE OH-PLES AND BA-NO-NOS
I LIKE TO OTE, OTE, OTE OH-PLES AND BA-NO-NOS

I LIKE TO OOT, OOT, OOT OO-PLES AND BA-NOO-NOOS
I LIKE TO OOT, OOT, OOT OO-PLES AND BA-NOO-NOOS

THE WHEELS ON THE BUS

THE WHEELS ON THE BUS GO ROUND AND ROUND
ROUND AND ROUND, ROUND AND ROUND
THE WHEELS ON THE BUS GO ROUND AND ROUND
ALL THROUGH THE TOWN

THE WIPERS ON THE BUS GO "SWISH, SWISH, SWISH,
SWISH, SWISH, SWISH, SWISH, SWISH, SWISH"
THE WIPERS ON THE BUS GO "SWISH, SWISH, SWISH"
ALL THROUGH THE TOWN

THE PEOPLE ON THE BUS GO, "CHAT, CHAT, CHAT,
CHAT, CHAT, CHAT, CHAT, CHAT, CHAT"
THE PEOPLE ON THE BUS GO, "CHAT, CHAT, CHAT"
ALL THROUGH THE TOWN


THE HORN ON THE BUS GOES "BEEP, BEEP, BEEP
BEEP, BEEP, BEEP, BEEP, BEEP, BEEP"
THE HORN ON THE BUS GOES "BEEP, BEEP, BEEP"
ALL THROUGH THE TOWN

THE BABY ON THE BUS GOES, "WAH, WAH, WAH!
WAH, WAH, WAH, WAH, WAH, WAH!"
THE BABY ON THE BUS GOES, "WAH, WAH, WAH!"
ALL THROUGH THE TOWN

THE MUMMY ON THE BUS GOES, "SSSSSH, SSSSSH, SSSSSH, SSSSSH SSSSSH
SSSSSH"
THE MUMMY ON THE BUS GOES, "SSSSS SSSSSH SSSSSH"
ALL THROUGH THE TOWN

THE WHEELS ON THE BUS GO ROUND AND ROUND
ROUND AND ROUND, ROUND AND ROUND
THE WHEELS ON THE BUS GO ROUND AND ROUND
ALL THROUGH THE TOWN

EXTRA ACTIVITY



- | | | | | | | | | | | | | | | | | | | | |
|---|--|---|--|---|--|---|--|---|--|---|--|---|--|---|--|---|--|---|--|
| 2 | | 4 | | 4 | | 5 | | 4 | | 5 | | 7 | | 4 | | 6 | | 5 | |
| 1 | | 6 | | 7 | | 1 | | 3 | | 6 | | 7 | | 4 | | 7 | | 5 | |
| 3 | | 3 | | 4 | | 6 | | 2 | | 7 | | 5 | | 9 | | 6 | | 3 | |

I SPY FLOWERS!



FIND AND COLOR THE FLOWERS!



EXTRA ACTIVITY

CHEETAH



FASTEST MAMMAL ON LAND, THE CHEETAH CAN REACH SPEEDS OF 60 OR PERHAPS EVEN 70 MILES (97 OR 113 KILOMETERS) AN HOUR OVER SHORT DISTANCES. IT USUALLY CHASES ITS PREY AT ONLY ABOUT HALF THAT SPEED, HOWEVER. AFTER A CHASE, A CHEETAH NEEDS HALF AN HOUR TO CATCH ITS BREATH BEFORE IT CAN EAT.

THESE CATS ARE NIMBLE AT HIGH SPEEDS, ABLE TO MAKE QUICK AND SUDDEN TURNS IN PURSUIT OF PREY. CHEETAHS' BODIES ARE UNIQUELY ADAPTED TO HELP THEM REACH TOP SPEEDS, FROM THEIR LONG, SLENDER LIMBS AND HARD FOOT PADS TO THE FLEXIBLE SPINE THAT GIVES THEM THEIR LONG STRIDE.

CHEETAHS ARE FAMOUS FOR THEIR TAWNY COATS COVERED IN BLACK SPOTS, EACH ARRANGED IN A UNIQUE PATTERN TO HELP THE ANIMALS IDENTIFY ONE ANOTHER. BOLD BLACK STRIPES STREAK LIKE TEARS FROM THE INNER CORNERS OF THEIR EYES DOWN TO BOTH SIDES OF THEIR MOUTHS, AND THE ENDS OF THEIR BUSHY TAILS HAVE BLACK RINGS.

THE CHEETAH'S EXCELLENT EYESIGHT HELPS IT FIND PREY DURING THE DAY. THE CHEETAH IS HARD TO SEE BECAUSE ITS SPOTTED COAT BLENDS WITH THE TALL, DRY GRASS OF THE PLAINS.

CHEETAHS EAT SMALL TO MEDIUM-SIZE ANIMALS, SUCH AS HARES, IMPALAS, WILDEBEEST CALVES, AND GAZELLES.

BECAUSE OF THEIR SIZE, STRENGTH, AND PREDATORY SKILLS, SOME SCIENTISTS CONSIDER CHEETAHS TO BE ONE OF THE “BIG CATS.” TIGERS, LIONS, LEOPARDS, AND JAGUARS ARE ALSO PART OF THIS GROUPING. UNLIKE THE REST OF THE GROUP, CHEETAHS CAN’T ROAR, THOUGH THEY CAN THEY PURR.

ALTHOUGH THEY TYPICALLY PREFER OPEN GRASSLANDS, CHEETAHS LIVE IN A RANGE OF HABITATS ACROSS EASTERN AND SOUTHERN AFRICA.

ONCE FOUND THROUGHOUT ASIA AND AFRICA, CHEETAHS TODAY ARE RACING TOWARD EXTINCTION. LOSS OF HABITAT AND DECLINING NUMBERS OF THEIR PREY COMBINE TO THREATEN THE FUTURE OF THESE CATS.

(<https://kids.nationalgeographic.com/animals/mammals/facts/cheetah>)

EXTRA ACTIVITY

WOOLLY MAMMOTH



WOOLLY MAMMOTHS ARE EXTINCT RELATIVES OF TODAY'S ELEPHANTS.

BY ELIZABETH HILFRANK, NATGEO

IF YOU STEPPED OUTSIDE 20,000 YEARS AGO, YOU'D PROBABLY NEED A WINTER COAT, EVEN IN SUMMER. THAT'S BECAUSE EARTH WAS EXPERIENCING AN ICE AGE — A TIME WHEN SHEETS OF ICE COVERED LARGE PARTS OF NORTH AMERICA, EUROPE, AND ASIA. IT WAS ALSO A TIME WHEN HUMANS LIVED ALONGSIDE A NOW-EXTINCT GROUP OF ELEPHANTS CALLED MAMMOTHS.

ANCIENT ELEPHANT

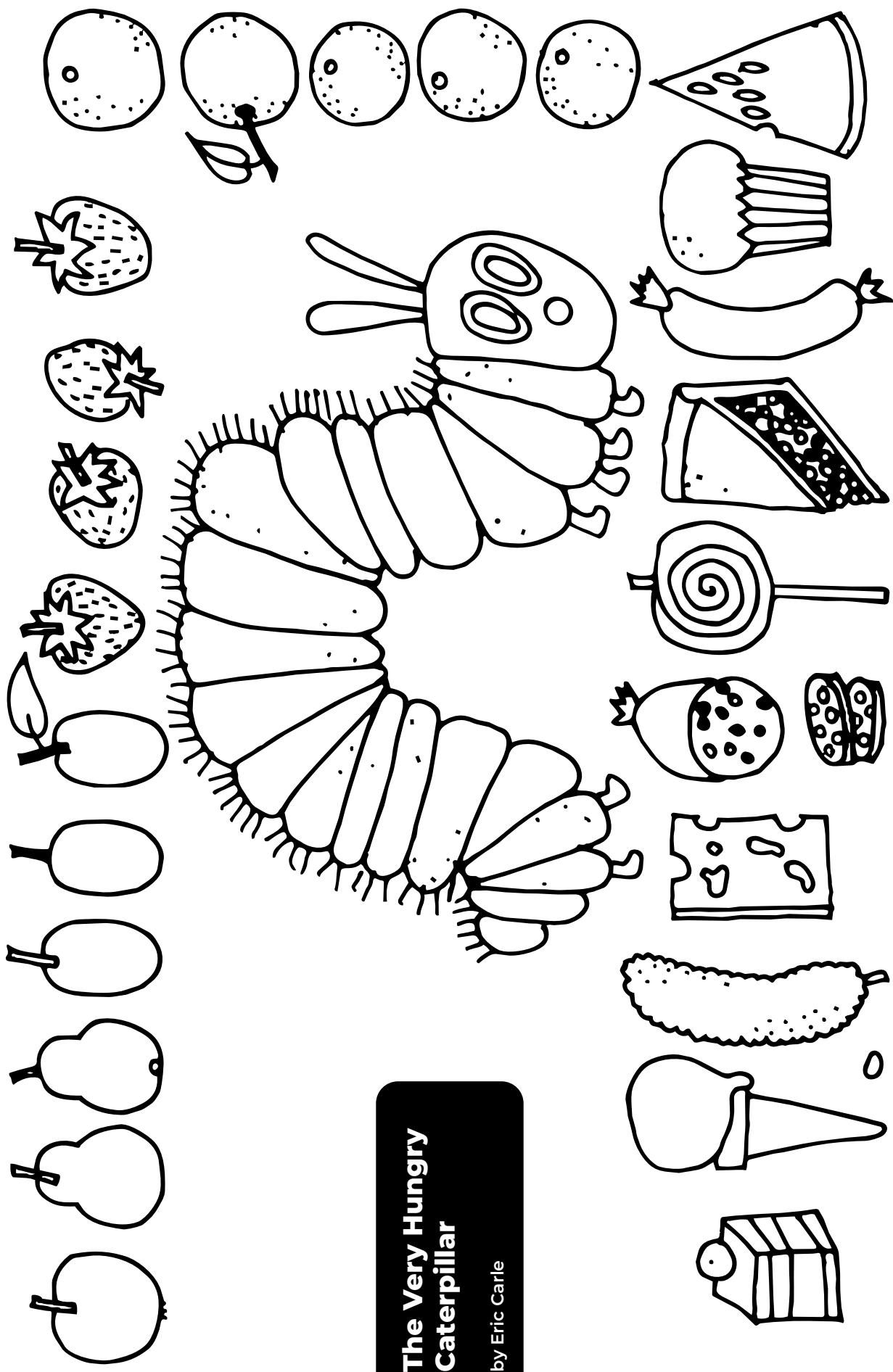
ONE SPECIES, CALLED WOOLLY MAMMOTHS, ROAMED THE COLD TUNDRA OF EUROPE, ASIA, AND NORTH AMERICA FROM ABOUT 300,000 YEARS AGO UP UNTIL ABOUT 10,000 YEARS AGO. (BUT THE LAST KNOWN GROUP OF WOOLLY MAMMOTHS SURVIVED UNTIL ABOUT 1650 B.C.—THAT'S OVER A THOUSAND YEARS *AFTER THE PYRAMIDS AT GIZA WERE BUILT!*)

THESE ANIMALS GRAZED ON PLANTS, USING THEIR 15-FOOT-LONG TUSKS TO DIG UNDER SNOW FOR FOOD LIKE SHRUBS AND GRASSES. LIKE TODAY'S ELEPHANTS, WOOLLY MAMMOTHS LIKELY GAVE BIRTH TO ONE CALF AT A TIME, AND THE FEMALES AND THEIR YOUNG ROAMED IN HERDS OF ABOUT 15 INDIVIDUALS. MALE MAMMOTHS WOULD LEAVE THE HERD AT ABOUT AGE 10.

SNOW READY

WOOLLY MAMMOTHS WERE PROBABLY ABOUT THE SIZE OF AFRICAN ELEPHANTS, AROUND 13 FEET TALL. BUT WOOLLY MAMMOTHS HAD MUCH SMALLER EARS, WHICH KEPT THEM FROM LOSING BODY HEAT. THEY WERE ALSO COVERED IN TWO LAYERS OF FUR — THE SHAGGY OUTER LAYER COULD BE 20 INCHES LONG AND HELPED THEM STAY TOASTY IN TEMPERATURES AS LOW AS MINUS 58°F. WOOLLY MAMMOTHS ALSO HAD A LUMP ON THEIR BACK, WHICH SCIENTISTS THINK WERE FAT STORES THAT PROVIDED ENERGY WHEN FOOD WAS SCARCE, SORT OF LIKE A CAMEL'S HUMP.

SCIENTISTS AREN'T SURE EXACTLY WHY WOOLLY MAMMOTHS WENT EXTINCT: SOME THINK THAT HUMANS HUNTED TOO MANY OF THEM, AND OTHERS BELIEVE THAT THEY COULDN'T SURVIVE EARTH'S NATURALLY WARMING CLIMATE. OR, IT COULD'VE BEEN A COMBINATION OF BOTH.

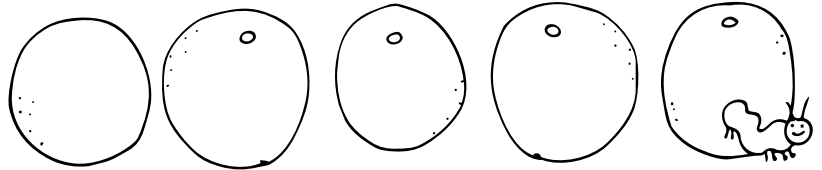


The Very Hungry Caterpillar
by Eric Carle


EXTRA ACTIVITY

Can you connect the number to the correct number of fruit? Then, can you color the caterpillar and his favorite fruit?


1



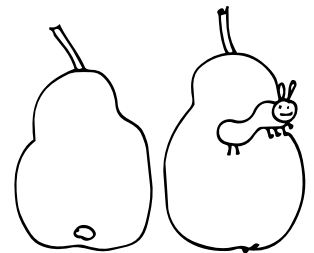
2



3



4




5

EXTRA ACTIVITY

Draw a line to connect the picture on the left with the matching word on the right.



Turtle



Flamingo



Polar Bear




Dolphin

EXTRA ACTIVITY

How many legs does each animal have?
Read each sentence below and fill in the
blanks with your answers.



A flamingo has _____ legs.



An octopus has _____ legs.



A turtle has _____ legs.



A polar bear has _____ legs.

EXTRA ACTIVITY

Meet Baby Bear's Friends

Baby Bear, Baby Bear, What Do You See? celebrates native North American animals. Can you identify the animals by matching the pictures with the descriptions?



1 ____ I soar through the night sky and screech at the moon.

2 ____ You might sniff me out long before you see me.

3 ____ My fur is bright, but I'm actually quite shy.

4 ____ I burrow and bark.

5 ____ Don't let the long beard fool you—I'm a sure-footed mountain climber.

6 ____ I glide from tree to tree as my cousins scamper on the ground.

7 ____ Look for me by the water, or up in the sky.

8 ____ Don't look for me in the winter, when I take my long nap.

9 ____ I slither and shake.

10 ____ I'm quick and nimble as I take my leaps.



EXTRA ACTIVITY

A Horse of a Different Color

Brown Bear, Brown Bear, What Do You See?

is filled with bright colors and familiar animals.

Can you match each color and name to the correct animal?

green

red


yellow

black

brown

blue

purple



duck

cat

bird

frog

horse

bear

sheep



SPRING

SCAVENGER HUNT



- Butterflies flying
- Birds chirping
- Flowers blooming
- Clouds floating
- Green grass
- A bug crawling
- A squirrel running
- A cat napping
- A dog barking
- A sunny sky



EXTRA ACTIVITY



SUMMER

Can you color the hole in each food once you've completed the activity?



Have a picnic



Build a sand castle



Make a fruit salad



Visit the library



Draw outside



Take a walk



Pick flowers



Go for a swim



Blow bubbles



Fly a kite



Can you find the images?

Lobster

Sea Turtle

Sun



Dolphin

Seaweed

Fish

Seahorse

Rock

Butterfly




Cloud

Bird

Dragonfly



SELF – ASSESSMENT

			
QUANDO NÃO ENTENDO ALGO, PERGUNTO PARA A PROFESSORA?	<input type="radio"/>	<input type="radio"/>	<input type="radio"/>
PRESTO ATENÇÃO NA AULA E COLABORO COM OS MOMENTOS DE SILÊNCIO?	<input type="radio"/>	<input type="radio"/>	<input type="radio"/>
ESCUTO A FALA DA PROFESSORA, ASSIM COMO A DOS MEUS COLEGAS?	<input type="radio"/>	<input type="radio"/>	<input type="radio"/>
MANTENHO MEU MATERIAL DE INGLÊS ORGANIZADO, GUARDANDO O CADERNO E ATIVIDADES NA BURQUEIRA?	<input type="radio"/>	<input type="radio"/>	<input type="radio"/>
PARTICIPO DOS MOMENTOS DE ATIVIDADE COLETIVA, COMO DISCUSSÕES, LEITURAS E JOGOS?	<input type="radio"/>	<input type="radio"/>	<input type="radio"/>
TENTO FALAR INGLÊS COM PALAVRAS QUE JÁ CONHEÇO?	<input type="radio"/>	<input type="radio"/>	<input type="radio"/>
CONHEÇO, EM INGLÊS, OS NOMES DOS LUGARES QUE ENCONTRO PERTO DA ESCOLA?	<input type="radio"/>	<input type="radio"/>	<input type="radio"/>
CONHEÇO, EM INGLÊS, AS PARTES DE UMA ESCOLA E O QUE POSSO ENCONTRAR NELA?	<input type="radio"/>	<input type="radio"/>	<input type="radio"/>
CONHEÇO AS OBRAS DO AUTOR MO WILLEMS E OS PERSONAGENS DE CADA UMA DELAS?	<input type="radio"/>	<input type="radio"/>	<input type="radio"/>
CONHEÇO E SEI NOMEAR, EM INGLÊS, OS DIAS DA SEMANA, OS MESES DO ANO E O CLIMA NAS RODAS DE CALENDÁRIO?	<input type="radio"/>	<input type="radio"/>	<input type="radio"/>

Vila das Infâncias

Rua Barroso Neto, 91
CEP 05585-010
São Paulo SP
Fone: (55-11) 3726-3578

Vila das Juventudes

Rua Raul Saddi, 15
CEP 05503-010
São Paulo SP
Fone: (55-11) 3726-3578

info@vila.com.br

www.escoladavila.com.br